



ESTATE PLANNING  
♦ PROFESSIONALS ♦

# EPP Balanced Model

April 30, 2010 Monthly Review

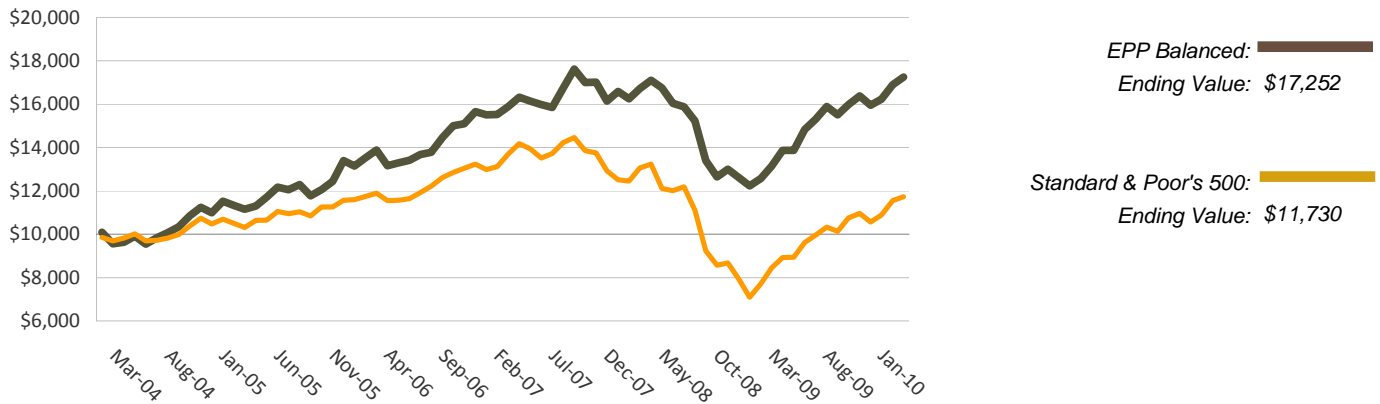
## Strategy Overview

The Estate Planning Professionals Aggressive Growth Model employs a quantitative and systematic process that exposes the underlying model holdings to the best recent performing sectors and individual mutual funds. The foundation of our quantitative approach relies on relative strength, while adjusting for a fund's unique volatility. Positions are held until a specific fund's quantitative rank falls below a proprietary threshold. Once a fund meets the selling criteria the fund is then replaced with the highest ranking option available. Holdings are systematically added and sold twice a month, allowing the model to continually adjust to changes in the market.

## Performance

	YTD	1 Month	3 Month	6 Month	9 Month	1 Year	2 Year	3 Year	4 Year	5 Year	10 Year	SI
EPP Balanced	5.28%	2.10%	7.95%	11.21%	16.38%	31.16%	1.57%	2.78%	5.58%	9.10%	-	9.25%
Standard & Poor's 500	7.05%	1.58%	9.11%	15.66%	21.99%	38.83%	-5.24%	-5.05%	-0.35%	2.62%	-	2.62%

## Growth of a \$10,000 Investment Since Inception



## Rolling Period Performance

(Not Annualized)

	1 Month	3 Month	6 Month	9 Month	1 Year	2 Year	3 Year	4 Year	5 Year
# of periods	74	72	69	66	63	51	39	27	15
Best	7.75%	14.61%	26.52%	30.61%	34.45%	49.72%	70.51%	75.33%	57.73%
Worst	-12.09%	-20.33%	-26.01%	-28.44%	-26.23%	-21.11%	-7.08%	7.98%	22.35%
Average	0.80%	2.47%	5.20%	7.87%	9.84%	17.41%	29.18%	33.81%	44.64%
% Profitable	64%	72%	78%	82%	81%	67%	90%	100%	100%

## Risk/Volatility

### Beta (S&P 500)

### Annualized Std. Dev.

	Beta (S&P 500)			Annualized Std. Dev.		
	3 Year	5 Year	SI	3 Year	5 Year	SI
EPP Balanced	0.59	0.63	0.66	14.36%	13.64%	13.33%
Standard & Poor's 500	-	-	-	19.83%	16.99%	15.63%

## Monthly Performance

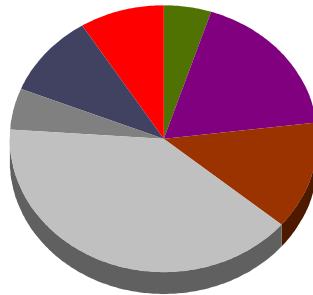
### Annual

	Jan	Feb	Mar	Apr	May	Jun	Jul	Aug	Sep	Oct	Nov	Dec	EWC B	S&P 500
	2010	2009	2008	2007	2006	2005	2004							
2010	-2.60%	1.74%	4.05%	2.10%	-	-	-	-	-	-	-	-	5.28%	7.05%
2009	-2.96%	-3.06%	2.71%	4.66%	5.49%	-0.02%	6.85%	3.21%	3.91%	-2.44%	3.02%	2.53%	25.98%	26.45%
2008	-5.17%	2.74%	-2.03%	2.92%	2.24%	-2.06%	-4.21%	-1.01%	-4.05%	-12.09%	-5.54%	2.81%	-23.60%	-37.01%
2007	3.68%	-0.91%	0.09%	2.35%	2.70%	-1.01%	-1.06%	-0.83%	5.63%	5.27%	-3.55%	0.15%	12.77%	5.50%
2006	7.75%	-1.85%	2.84%	2.66%	-5.19%	0.98%	0.95%	2.00%	0.71%	4.94%	3.81%	0.54%	21.37%	15.76%
2005	-2.32%	4.95%	-1.70%	-1.51%	1.20%	3.78%	3.86%	-1.00%	2.00%	-4.25%	2.45%	3.14%	10.60%	4.91%
2004	-	-	0.93%	-5.32%	0.86%	2.93%	-3.72%	2.95%	2.53%	2.52%	5.13%	3.49%	12.45%	7.38%

# EPP Balanced Model

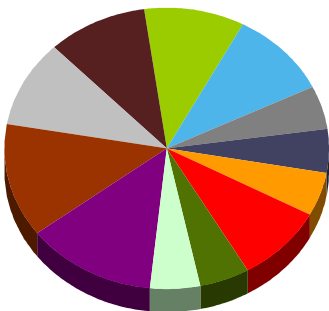
## Current Asset Allocation

- 5.00% Intermediate-Term Bond
- 18.00% Large Blend
- 13.00% Mid-Cap Value
- 40.00% Moderate Allocation
- 5.00% Financial
- 10.00% Long-Short
- 9.00% Money Market
- 9.00%
- 9.00%



## Current Fund Allocation

- 5.00% Vanguard Total Bond Market Index VBMTX
- 5.00% Rydex Nova Adv RYNAX
- 13.00% Fairholme Fund FAIRX
- 13.00% Fidelity Value FDVLX
- 10.00% Trowe Price Capital Appreciation PRWCX
- 10.00% Dodge & Cox Balanced DODBX
- 10.00% Fidelity Puritan FPURX
- 10.00% Fidelity Asset Mgr 70% FASGX
- 5.00% FBR Small Cap Financial FBRSX
- 5.00% Arbitrage Fund ARBFX
- 5.00% The Merger Fund MERFX
- 9.00% Vanguard Money Market VMMXX



*"The highest compliment I can ever receive is a referral from my clients and friends."*



ESTATE PLANNING  
♦ PROFESSIONALS ♦

Meet Michael Valley - Michael founded Estate Planning Professionals in 1991 after spending a decade in the financial services business. He and his staff are known for bringing their dedication and expertise to each client's unique situation - with the combined experience to provide all aspects of Estate and Life Planning. For Michael and his team, the client always comes first.

Over the years, Michael has become a well-known and highly regarded financial advisor and national speaker. He assists clients in preserving their capital, increasing their income and more profitably organizing their investments. Michael has advised retirees from Lucent Technologies, Dupont, General Motors, Battelle, Abbott Labs, RCA, Kenworth, Nationwide Insurance, as well as state and federal employees.

921 Eastwind Drive, Suite 101  
Westerville, Ohio 43081  
Telephone (614) 888-2230  
Toll Free (800) 434-9481  
Fax (614) 888-3611  
Cell (614) 561-5676  
[www.epp.cc](http://www.epp.cc)

*Past performance is no guarantee of future results. Performance figures are annualized for periods greater than one calendar year. Performance tracking accounts were established on February 29, 2004 and are traded in the same manner as individual client accounts. Performance figures are gross of fees and do not include the advisor fee, however performance figures do include all trading fees, short-term redemption fees, etc. Beta is based upon the S&P 500. Estate Planning Professionals, LLC. is Registered Investment Advisor with the United States Securities & Exchange Commission and maintains a notice filing with the following states: Ohio, Florida and Pennsylvania. This material in no direct or indirect way be construed or interpreted as a solicitation to sell advisory services to residents of any state other than those in which it maintains a notice filing and shall not be deemed to be a solicitation of advisory clients living in any state other than those in which it maintains a notice filing.*